

07 DOORS

Safety gate system with different opening possibilities, ideated to be installed on our pedestrian barriers. Designed by following an innovative technical design that combines speed and simplicity in the steps of installation and cleaning. Available in different opening systems.

Sistema di cancelli antiurto ideati per l'installazione nelle nostre barriere di protezione per aree pedonali. Progettati seguendo un innovativo disegno tecnico che coniuga rapidità e semplicità nelle fasi di installazione e pulizia. Disponibili molteplici sistemi di apertura.

Système de portillons résistant aux chocs étudié pour l'installation de nos barrières de protections pour les zones piétons. Portillons conçus suivant un design innovant qui combine rapidité et simplicité pendant le montage et le nettoyage. Différents systèmes d'ouvertures disponibles.

Sistema de puertas antigolpe diseñadas para la instalación de nuestras barreras de protección para áreas peatonales. Diseñado según un diseño técnico innovador que une velocidad y simplicidad en las fases de instalación y limpieza. Están disponibles varios sistemas de apertura.




FULL FRAME




DIFFERENT SIZES ON REQUEST

FAST AND EASY TO INSTALL

OPTION:
WALL FIXING
ACCESSORIES



NEW
BIGGER PLATES!




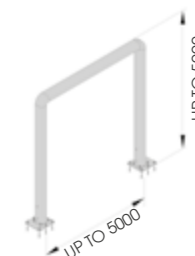
M16
STAINLESS STEEL



FFB SELF STANDING

Packing Colour **to be defined**
M

Equipped with accessories



DOOR PEDESTRIAN 90

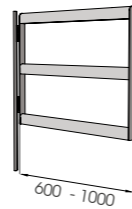
DIFFERENT SIZES ON REQUEST



DP 90 ONE WAY

Equipped with accessories


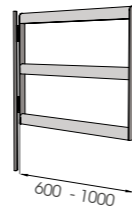
Packing Colour **to be defined**
M



DP 90 SWING

Equipped with accessories


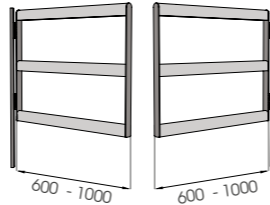
Packing Colour **to be defined**
M



DP 90 SWING DOUBLE


Equipped with accessories

Packing Colour **to be defined**
M



DOOR PEDESTRIAN 150

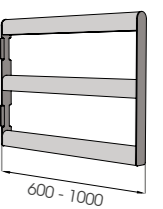
DIFFERENT SIZES ON REQUEST



DP 150 ONE WAY

Equipped with accessories


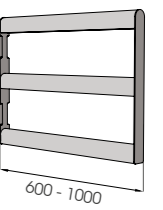
Packing Colour **to be defined**
M



DP 150 SWING

Equipped with accessories

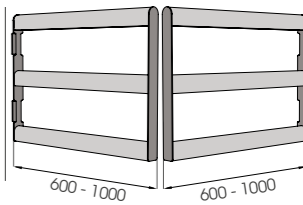
Packing Colour **to be defined**
M



DP 150 SWING DOUBLE

Equipped with accessories

Packing Colour **to be defined**
M

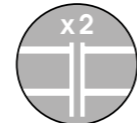


LIFT GATE 90

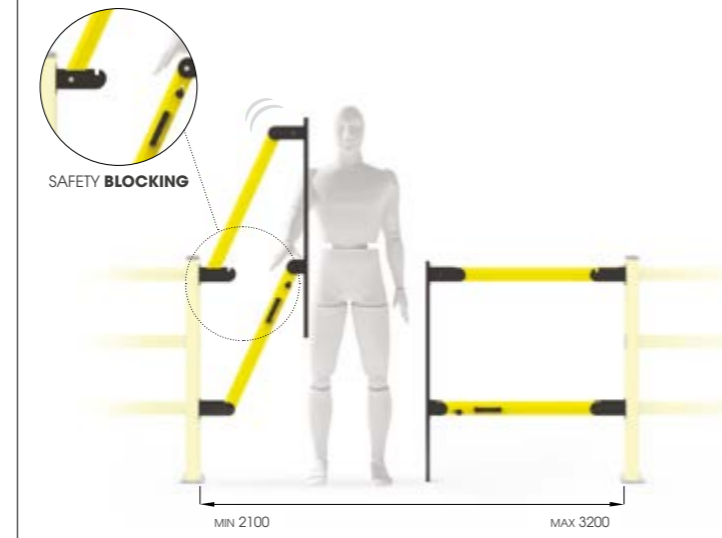
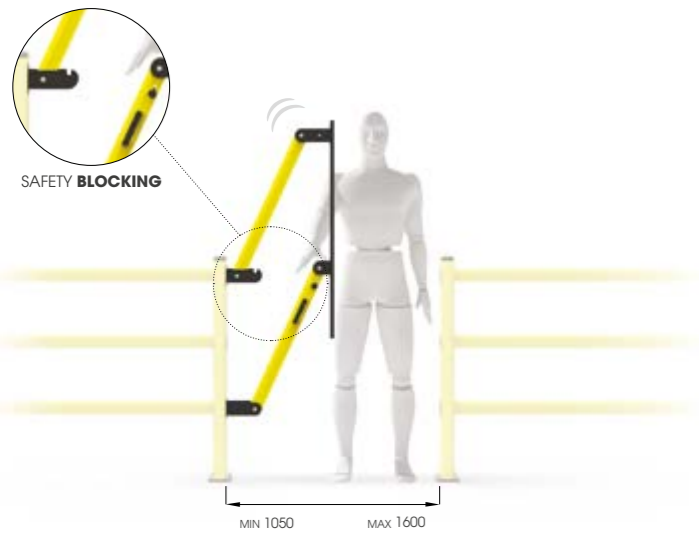
DIFFERENT SIZES ON REQUEST

NEW

LIFT GATE 90 DOUBLE



DOUBLE GATE




LIFT GATE 90

Equipped with accessories

Packing Colour **to be defined**

M



LIFT GATE 90 DOUBLE

Equipped with accessories

Packing Colour **to be defined**

M



LIFT GATE 150

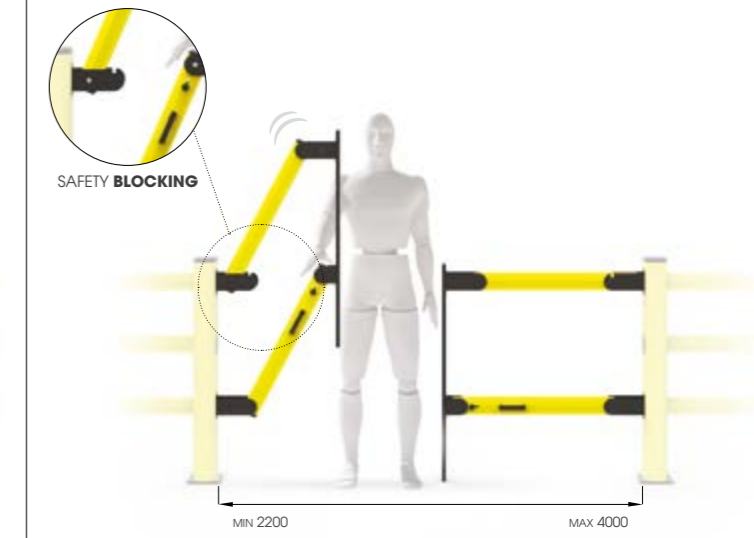
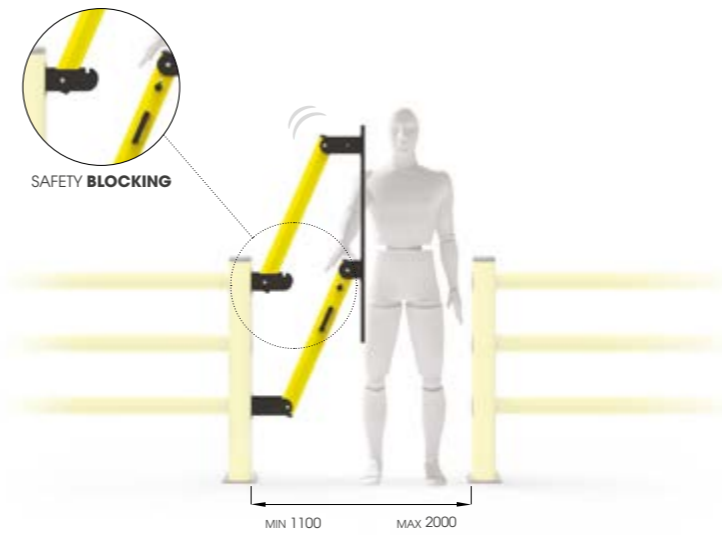
DIFFERENT SIZES ON REQUEST

NEW

LIFT GATE 150 DOUBLE



DOUBLE GATE




LIFT GATE 150

Equipped with accessories

Packing Colour **to be defined**

M



LIFT GATE 150 DOUBLE

Equipped with accessories

Packing Colour **to be defined**

M

