

Product range

Air curtains



Product range

Air curtains

air curtains · radiant heaters · fan heaters · convectors



“

Getting rid of the cold draught made it possible to keep the door open all day long
France, shopping centre

”



Frico air curtains create an invisible barrier at openings and doors which separates different temperature zones without limiting access for people and vehicles. With Thermozone Technology an efficient air separation is created in combination with a low sound level, giving comfortable climate and large energy savings. Frico air curtains are appreciated worldwide for their quality and operating efficiency, and are currently used in over 70 countries.

Energy savings and good indoor climate

In many premises, for example shops, department stores, industrial premises and goods terminals, doors remain open for a large part of the day. This means discomfort for customers and staff at the same time as there are significant losses of expensively heated or cooled air, especially when the temperature difference between outdoor and indoor air is great. Frico air curtains give a comfortable indoor climate, free from drafts, and the losses of heated or cooled air are significantly reduced with correctly installed air curtains. The air curtain also keeps out insects and emissions.

Optimized air curtains

Air curtains with Thermozone technology have optimized performance and minimized sound levels. Thermozone technology creates a highly uniform air barrier with a perfect balance between air volume and air velocity. This gives optimal curtain effect for doors and entrances. This balance does not just make the air curtain more effective but also has other advantages. The indoor climate is more comfortable if the sound level and the turbulence are reduced and the energy costs are lower. Read more about Thermozone technology at www.frico.se.

Low sound level and high performance

Air curtains with Thermozone technology are developed and manufactured in Frico's facility in Skinnskatteberg. They are tested at one of the most modern and advanced air and sound laboratories in Europe which means that we can guarantee the data stated in our product information. Thanks to the sophisticated equipment and our long experience we can build air curtains with extremely low sound levels and very high air flow performance.



Frico's headoffice is located outside Gothenburg in Sweden and we are a part of the Systemair Group. Today Frico is represented in 70 countries world wide either by subsidiaries or distributors. Updated information is always available on our website www.frico.se.

We manufacture at production units in Skinnskatteberg, Sweden and at other ISO-certified production units in Europe. Our warehouses are strategically placed in several places in Europe.

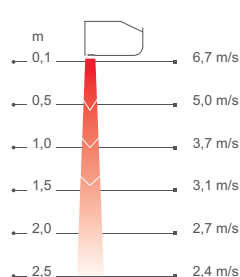
Entrances



PA2200C

Recommended installation height 2,2 m

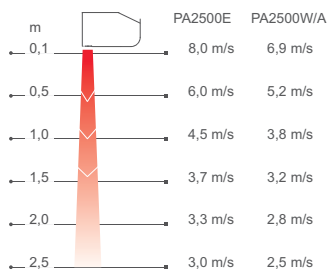
- Suitable for most small entrances.
- Remote control and Plug & play control; a control panel is discretely integrated in the gable end.
- Very easy to use and install.
- Door switch control PA2DR is available as an accessory for a door switch function.



PA2500

Recommended installation height 2,5 m

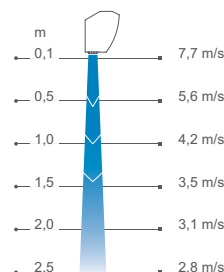
- Suitable for shops, offices and public premises.
- Used with the SIRe control system, which has many smart and energy saving functions.



ADA

Recommended installation height 2,5 m

- Designed to prevent loss of conditioned air where doors are frequently opened – shops, restaurants, cafés etc.
- Excellent when air separation is required inside of a building – fume separation, kitchen/service area separation, etc.



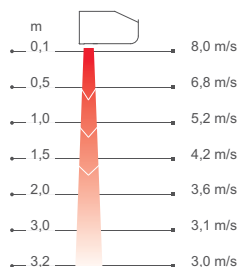
Commercial



PA3200C

Recommended installation height 3,2 m

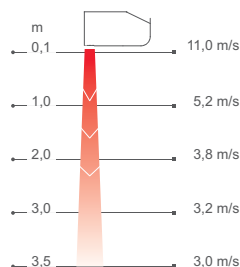
- Suitable for commercial buildings and small industrial entrances.
- Remote control and Plug & play control; a control panel is discretely integrated in the gable end.
- Very easy to use and install.
- Door switch control PA2DR is available as an accessory for a door switch function.



PA3500

Recommended installation height 3,5 m

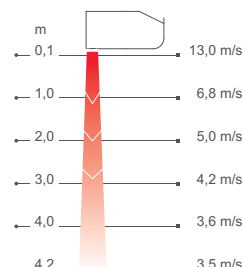
- Particularly suitable in entrances to stores, shopping centres and smaller industrial premises.
- Recommended installation width 5 m (2 units, one on each side).
- Used with the SIRe control system, which has many smart and energy saving functions.



PA4200

Recommended installation height 4,2 m

- Designed for doorways in for example, large commercial installations or industrial and warehouse buildings.
- Recommended installation width 6 m (2 units, one on each side).
- Used with the SIRe control system, which has many smart and energy saving functions.

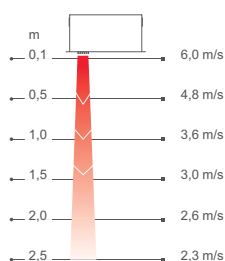




AR200

Recommended installation height 2,5 m

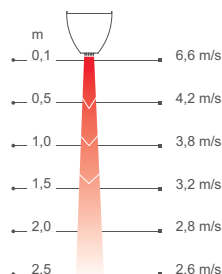
- Designed for recessed installation, bottom plate can be painted for a more invisible solution.
- Low unit height (200 mm).
- Just one model per length, but electrical units are convertible between several outputs and 230V~/400V3N~ making it simple and flexible to adapt the output to current need.



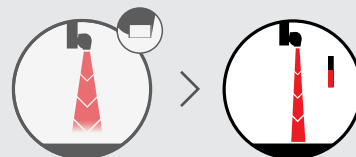
Portier

Recommended installation height 2,5 m

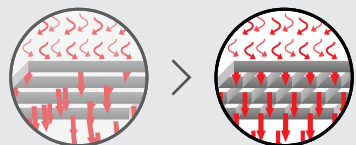
- Exclusive design in brushed stainless steel, ideal for entrances with high demands on design – shops, restaurants, supermarkets etc.
- Adjustable outlet grille makes it possible to direct the air for optimum air curtain effect.



Air curtains with Thermozone technology have optimized performance and minimized sound levels.



Thermozone technology creates the most efficient air barrier.



Frico's outlet grilles generate an even airflow that creates an efficient air barrier.



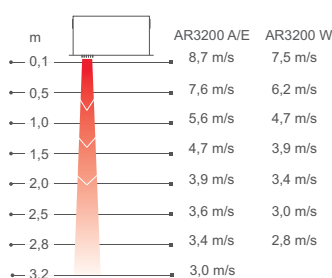
By reducing the turbulence inside the air curtain, the sound level is reduced.



AR3200C

Recommended installation height AR3200CA/E 3,2 m
Recommended installation height AR3200CW 2,8 m

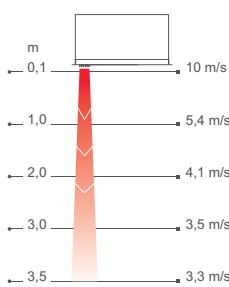
- Designed for recessed installation, bottom plate can be painted for a more invisible solution.
- Remote control and Plug & play control; a control panel is placed inside the service hatch.
- Reduced dimensions and integrated frame.
- Door switch control PA2DR is available as an accessory for a door switch function.



AR3500

Recommended installation height 3,5 m

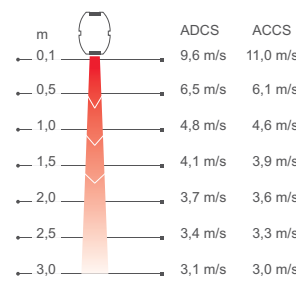
- Designed for recessed installation, bottom plate can be painted for a more invisible solution.
- Used with the SIRE control system, which has many smart and energy saving functions.
- Protection class, recessed mounting above suspended ceilings: IP44, hanging on rods without suspended ceiling: IP20.



Corinte

Recommended installation height 3 m

- Exclusive design, available in polished, mirror-polished or brushed stainless steel.
- Used with the SIRE control system, which has many smart and energy saving functions.
- Recommended installation width 5 m (2 units, one on each side).
- Also available in powder coated steel, any RAL/NCS colour.



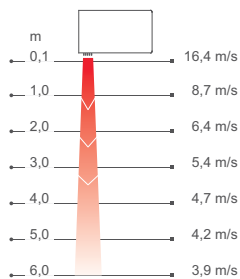
Industry



AGS5500

Recommended installation height 5,5 m

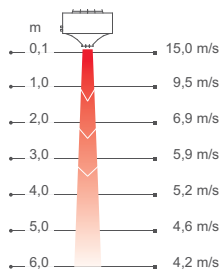
- Clean, stylish and simple design ideal for larger entrances and doors – malls, industry etc...
- Used with the SIRe control system, which has many smart and energy saving functions.
- Adjustable outlet grille makes it possible to direct the air for optimum air curtain effect.



AGI

Large industrial doorways

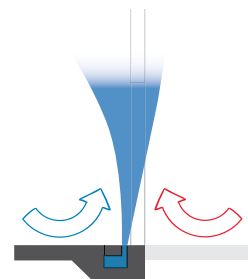
- Designed for horizontal or vertical mounting in large industrial doorways.
- Simple suspension.
- Adjustable outlet grille makes it possible to direct the air for optimum air curtain effect.



UF600

Large industrial doorways

- Creates a very effective air curtain, with air at high speed being forced out through a narrow slot in the floor inside the door opening.
- Blows from below and provides almost 100 % protection against cold draughts, fumes, odours and insects.
- Can be used for doors with rail traffic.
- Short payoff period.



Revolving doors

SFS

- Ideal solution for any environment with revolving doors.
- Curved design that integrates neatly with the door.
- Highest output in the exposed area just above the floor.
- Used with the SIRe control system, which has many smart and energy saving functions.



RDS

- Ideal solution for any environment with revolving doors.
- The air curtain is installed above the door and the exhaust duct is adapted to the diameter of the door, which gives a neat and discrete solution.
- Used with the SIRe control system, which has many smart and energy saving functions.



- ✪ Ambient, no heat
- ⚡ Electrical heat
- 💧 Water heat

Recommended installation height and width varies depending on the relevant premises.

Air velocity profile : Measurements according to ISO 27327-1. Average values for products in the series.

Design and specifications are subject to change without notice.

”

Many of our products are also available in other models than those we offer as standard. Contact us!

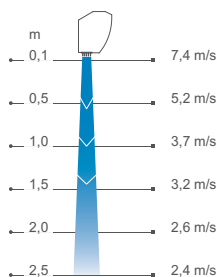
Cold storage



ADA Cool

Recommended installation height 2,5 m

- Keeps the cold air in cold stores and also makes it possible to have an open cold store area without doors.
- Easy installation with 1,8 m cable and plug.
- Several units can easily be linked together.

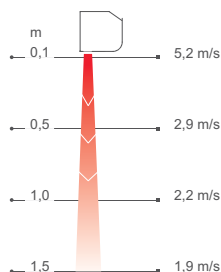


Small openings



PA1508

- Designed primarily for smaller openings such as kiosk and service hatches, where a narrow hot air stream is required.
- Built-in control.



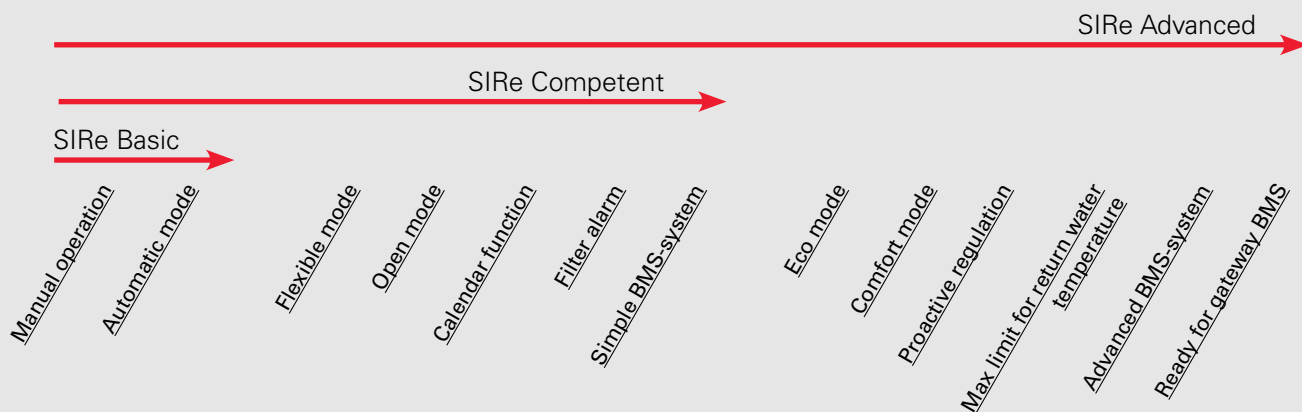
Door heater



PA1006

- Heats the incoming air and gives increased comfort on the inside.
- When wall mounted, the unit can act as a high level fan heater.
- Integrated selector for the fan and heating.
- Easy installation with 1,8 m cable and plug.

SIRe Control system



Intelligent regulation

Most of our air curtains are prepared for the SIRe control system, which automatically manages the air curtain operations. The air curtain adapts itself to the present conditions in the entry. By sensing how often the door is opened and closed and measuring the outdoor temperature, the indoor temperature or even the return water temperature, the air curtain can give efficient protection with minimal energy consumption. With SIRe control the air curtain always has optimal operation. You do not even need to remember to turn it on or off. It even adapts itself to the seasons, and with its weekly calendar, the air curtain operates automatically when it is needed.



SIRe Basic




SIRe Competent



SIRe Advanced

There are three different levels with different functionality to choose from, Basic, Competent or Advanced.

Discover a smarter technology



”

Stylish or
invisible?
Your choice.

Type	Heat output [kW]	Max. airflow [m³/h]	Length [mm]
PA2200C			
PA2210CA	✱	1200	1050
PA2215CA	✱	1800	1560
PA2220CA	✱	2400	2050
PA2210CE03	≠ 2/3	1200	1050
PA2210CE05	≠ 3,3/5	1200	1050
PA2210CE08	≠ 5/8	1200	1050
PA2215CE08	≠ 4/8	1800	1560
PA2215CE12	≠ 8/12	1800	1560
PA2220CE10	≠ 5/10	2400	2050
PA2220CE16	≠ 8/16	2400	2050
PA2210CW	▲ 7 ¹	1200	1050
PA2215CW	▲ 11 ¹	1750	1560
PA2220CW	▲ 14 ¹	2400	2050

¹) Applicable at water temperature 80/60°C, air temperature, in +18 °C.

PA2500			
PA2510A	✱	1300	1050
PA2515A	✱	2100	1560
PA2520A	✱	2600	2050
PA2510E05	≠ 1,7/3,5/5	1450	1050
PA2510E08	≠ 3/5/8	1450	1050
PA2515E08	≠ 2,7/5,4/8	2200	1560
PA2515E12	≠ 3,9/8/12	2200	1560
PA2520E10	≠ 3,4/6,7/10	2900	2050
PA2520E16	≠ 6/10/16	2900	2050
PA2510W	▲ 4,7 ¹	1300	1050
PA2515W	▲ 9,2 ¹	2100	1560
PA2520W	▲ 11 ¹	2600	2050

¹) Applicable at water temperature 60/40°C, air temperature, in +18 °C.

ADA			
ADA090H	✱	1150	900
ADA120H	✱	1400	1200

PA3200C			
PA3210CA	✱	1750	1068
PA3215CA	✱	2750	1578
PA3220CA	✱	3500	2068
PA3210CE08	≠ 5/8	1750	1068
PA3215CE12	≠ 8/12	2750	1578
PA3220CE16	≠ 10/16	3500	2068
PA3210CW	▲ 8 ¹	1700	1068
PA3215CW	▲ 14 ¹	2700	1578
PA3220CW	▲ 18 ¹	3300	2068

¹) Applicable at water temperature 60/40°C, air temperature, in +18 °C.

PA3500			
PA3510A	✱	1800	1039
PA3515A	✱	2600	1549
PA3520A	✱	3200	2039
PA3525A	✱	4600	2549
PA3510E08	≠ 2,7/5,4/8,1	1800	1039
PA3515E12	≠ 3,9/7,8/12	2600	1549
PA3520E16	≠ 5,4/11/16	3200	2039
PA3525E20	≠ 6,6/13/20	4600	2549
PA3510WL	▲ 12 ¹	1800	1039
PA3515WL	▲ 18 ¹	2600	1549
PA3520WL	▲ 23 ¹	3200	2039
PA3525WL	▲ 32 ¹	4600	2549

¹) Applicable at water temperature 60/40°C, air temperature, in +18 °C.

PA4200			
PA4210A	✱	2700	1039
PA4215A	✱	3700	1549
PA4220A	✱	5300	2039
PA4225A	✱	6350	2549
PA4210E12	≠ 3,9/7,8/12	2700	1039
PA4215E18	≠ 6,0/12/18	3700	1549
PA4220E24	≠ 7,8/15/23	5300	2039
PA4225E30	≠ 9,9/20/30	6350	2549
PA4210WL	▲ 17 ¹	2700	1039
PA4215WL	▲ 25 ¹	3700	1549
PA4220WL	▲ 35 ¹	5300	2039
PA4225WL	▲ 44 ¹	6350	2549

¹) Applicable at water temperature 60/40°C, air temperature, in +18 °C.

AR200			
AR210A	✱	1200	1042
AR215A	✱	1750	1552
AR220A	✱	2400	2042

Type	Heat output [kW]	Max. airflow [m³/h]	Length [mm]
AR210E09	≠ 3 ¹ , 6/9 ¹ ≠ 3 ² , 3/5 ²	1200	1042
AR215E11	≠ 4,5 ¹ , 6,8/11,3 ¹ ≠ 4,5 ² , 4,5/6,8 ²	1750	1552
AR220E18	≠ 6 ¹ , 12/18 ¹ ≠ 6 ² , 6/10 ²	2400	2042
AR210W	▲ 6,6 ³	1000	1042
AR215W	▲ 10 ³	1600	1552
AR220W	▲ 13 ³	2000	2042

¹) Output steps 400V3N~

²) Output steps 230V~

³) Applicable at water temperature 80/60°C, air temperature, in +18 °C.

Portier			
PS210A	✱	1300	1020
PS215A	✱	2000	1530
PS210E03	≠ 1,5/3	1200	1020
PS210E06	≠ 3/6	1200	1020
PS210E09	≠ 4,5/9	1200	1020
PS215E09	≠ 4,5/9	1900	1530
PS215E14	≠ 6,7/13,5	1900	1530
AR3200C			
AR3210CA	✱	1800	1078
AR3215CA	✱	2900	1588
AR3220CA	✱	3900	2078
AR3210CE05	≠ 2/3	1800	1078
AR3210CE05	≠ 3,3/5	1800	1078
AR3210CE08	≠ 5/8	1800	1078
AR3215CE08	≠ 4/8	2900	1588
AR3215CE12	≠ 8/12	2900	1588
AR3220CE10	≠ 5/10	3900	2078
AR3220CE16	≠ 8/16	3900	2078
AR3210CW	▲ 8,8 ¹	1500	1078
AR3215CW	▲ 15 ¹	2600	1588
AR3220CW	▲ 18 ¹	3150	2078

¹) Applicable at water temperature 60/40°C, air temperature, in +18 °C.

AR3500			
AR3510A	✱	2100	1057
AR3515A	✱	2900	1567
AR3520A	✱	4200	2073
AR3510E09	≠ 4,5/9	2100	1057
AR3515E14	≠ 7/13,5	2900	1567
AR3520E18	≠ 9/18	4200	2073
AR3510W	▲ 8,6 ¹	2000	1057
AR3515W	▲ 12 ¹	2800	1567
AR3520W	▲ 18 ¹	4000	2073

¹) Applicable at water temperature 60/40°C, air temperature, in +18 °C.

AGS5500			
AGS5515A	✱	5800	1515
AGS5520A	✱	8700	2010
AGS5525A	✱	11600	2520
AGS5530A	✱	14500	3030
AGS5515WL	▲ 26 ¹	5500	1515
AGS5520WL	▲ 45 ¹	8250	2010
AGS5525WL	▲ 59 ¹	11000	2520
AGS5530WL	▲ 71 ¹	13750	3030

¹) Applicable at water temperature 60/40°C, air temperature, in +18 °C.

AGI			
AGIH2A/AGIV2A	✱	7000	1200
AGIH3A/AGIV3A	✱	10500	1800
AGIH4A/AGIV4A	✱	14000	2400
AGIH5A/AGIV5A	✱	17500	3000
AGIH2WL/AGIV2WL	▲ 33 ¹	7000	1200
AGIH3WL/AGIV3WL	▲ 48 ¹	10500	1800
AGIH4WL/AGIV4WL	▲ 64 ¹	14000	2400
AGIH5WL/AGIV5WL	▲ 81 ¹	17500	3000

¹) Applicable at water temperature 60/40°C, air temperature, in +18 °C.

Corinte ADCS			
ADCS17A ¹	✱	3000	1700
ADCS22A	✱	4000	2200
ADCS25A ²	✱	4500	2450
ADCS17E ¹	≠ 7,5/15	3000	1700
ADCS22E	≠ 10/20	3600	2200
ADCS25E ²	≠ 11,2/22,5	4100	2450
ADCS17WL ¹	▲ 17 ³	3000	1700
ADCS22WL	▲ 24 ³	4000	2200
ADCS25WL ²	▲ 28 ³	4500	2450

¹) Available only for horizontal mounting.

²) Available only for vertical mounting.

³) Applicable at water temperature 60/40°C, air temperature, in +18 °C.

Type	Heat output [kW]	Max. airflow [m³/h]	Length [mm]
Corinte ACCS			
ACCS10E08 ¹	≠ 2,7/5,4/8,1	1900	1000
ACCS15E12 ¹	≠ 3,9/7,8/12	2600	1500
ACCS20E16	≠ 5,4/11/16	3800	2000
ACCS25E20	≠ 6,6/13/20	4500	2500
ACCS30E23	≠ 7,8/15/23	5100	3000
ACCS10WL	▲ 9 ^{1,3}	1900	1000
ACCS15WL	▲ 17 ^{1,3}	2600	1500
ACCS20WL	▲ 23 ^{1,3} 23 ^{2,3}	3800	2000
ACCS25WL	▲ 29 ^{1,3} 26 ^{2,3}	4500	2500
ACCS30WL	▲ 34 ^{1,3} 31 ^{2,3}	5100	3000

¹) Horizontal mounting.

²) Vertical mounting.

³) Applicable at water temperature 60/40°C, air temperature, in +18 °C.

SFS			
SFS23E08	≠ 2,7/5,4/8,1	2300	2200
SFS30E12	≠ 3,9/7,8/12	3000	2200
SFS38E16	≠ 5,4/11/16	3800	2200
SFS56E23	≠ 7,8/15/23	5600	2200
SFS23WL	▲ 13 ¹ 22 ²	2300	2200
SFS30WL	▲ 20 ¹ 33 ²	3000	2200
SFS38WL	▲ 23 ¹ 39 ²	3800	2200
SFS56WL	▲ 29 ¹ 50 ²	5600	2200

¹) Applicable at water temperature 60/40 °C, air temperature, in +18 °C.

²) Applicable at water temperature 80/60 °C, air temperature, in +18 °C.

RDS			
RDS23A	✱	2300	1000
RDS29A	✱	2900	1000
RDS38A	✱	3800	1500
RDS56A	✱	5600	2000
RDS65A	✱	6500	2500
RDS23E08	≠ 2,7/5,4/8,1	2300	1000
RDS29E12	≠ 3,9/7,8/12	2900	1000
RDS38E18	≠ 6,0/12/18	3800	1500
RDS56E23	≠ 7,8/15/23	5600	2000
RDS65E30	≠ 9,9/19/30	6500	2500
RDS23WL	▲ 10 ¹ 18 ²	2300	1000
RDS29WL	▲ 12 ¹ 20 ²	2900	1000
RDS38WL	▲ 17 ¹ 30 ²	3800	1500
RDS56WL	▲ 25 ¹ 43 ²	5600	2000
RDS65WL	▲ 32 ¹ 54 ²	6500	2500

¹) Applicable at water temperature 60/40 °C, air temperature, in +18 °C.

²) Applicable at water temperature 80/60 °C, air temperature, in +18 °C.

ADA Cool			
ADAC090	✱	1150	900
ADAC120	✱	1400	1200
PA1508			
PA1508E02	≠ 1/2	400	790
PA1508E03	≠ 2/3	400	790
PA1508E05	≠ 3/4,5	400	790
PA1006			
PA1006E03	≠ 0/1,5/3	230	650

Type	Output [kW]	Air velocity [m/s]	Dimensions floor duct [mm]
UF600			
UF601	✱ 2X4	30	600x600
UF602	✱ 2X7,5	35	750x750
UF603	✱ 2X11	38	750x750
UF604	✱ 2X15	38	750x750
UF605	✱ 2X18,5	40	750x750

✱ ambient, unheated

⚡ electrically heated

💧 water heated



Frico AB, Box 102

433 22 Partille, Sweden

+ 46 31 336 86 00

mailbox@frico.se · www.frico.se