CF
Axial Fans

IL PRODOTTO

CF
AXIAL FANS
I ventilatori assiali compatti tipo CF sono disegnati per un utilizzo nelle applicazioni della refrigerazione commerciale ed industriale e nel controllo del clima.
Questi ventilatori, pilotati da motori PSC monofasi e trifasi, presentano una maggiore efficienza rispetto ai motori di prima generazione garantendo un risparmio fino al 20%, nel consumo di energia.
Il particolare design della ventola, associata al motore tipo PSC, fornisce un elevato rendimento globale nel rispetto della Direttiva Europea 327/2011.

Il motore, è chiuso in una carcassa di alluminio pressofuso, particolarmente adatto all'uso in ambienti aggressivi.
Il grado di protezione IP65 garantisce un elevato grado di isolamento contro la penetrazione di corpi solidi e liquidi.

Le ventole, in materiale termoplastico o in acciaio, sono state disegnate con lo scopo di ottenere una soluzione di ventilatore compatto, altamente efficiente e con un ridotto livello sonoro.

CARATTERISTICHE PRINCIPALI
- Motore chiuso, grado di protezione IP65.
- Motore compatto con corpo in alluminio pressofuso e guarnizione di chiusura coperchio e box collegamenti.
- Tensione di alimentazione 230V - 50/60 Hz o 400V - 50/60 Hz.
- Temperatura di esercizio tra -30°C e +60°C.
- Classe di isolamento B.
- Range ventole da diametro 300 mm a 400 mm.

THE PRODUCT

CF
AXIAL FANS
The compact axial fans type CF are designed for the use in the industrial and commercial refrigeration and for the climate control.
These fans, controlled by PSC single & triphase motors, present a higher efficiency compared with the first generation motors, assuring an energy saving up to 20%.
The special design of the fan blade, associated with the PSC type motor, offers a global high efficiency in compliance with the European Directive 327/2011.

The motor is closed into a die-cast aluminum body, especially suitable to work in the most severe environments.
The protection IP65 assures a high insulation degree against the penetration of solids and liquids.

The fan blades, in thermoplastic material or steel, have been designed with the purpose to obtain a compact high efficiency fan with a reduced sound level.

MAIN FEATURES
- Closed motor, protection degree IP65.
- Compact motor with die-cast aluminum housing, cover closure gaskets and connection box.
- Supply 230V - 50/60 Hz or 400V - 50/60 Hz.
- Working temperature between -30°C and +60°C.
- Insulation class B.
- Fan blades range from 300 mm to 400 mm diameter.

IL PRODOTTO

Tutti i motori ELCO® sono progettati e costruiti
in ottemperanza alle
Direttive di Bassa Tensione 2006/95/EC
e di Compatibilità Elettromagnetica 2004/108/EC
con riferimento alla
EN 55014-1,
EN 61000-3-2,
EN 61000-3-3,
così come alla Direttiva Macchine 2006/42/EC,
ed in accordo con le Norme Standard CENELEC
EN 60335-1,
EN 60335-2-24,
EN 60335-2-80,
EN 60335-2-89,
EN 60529,
EN 60034-1.

THE PRODUCT

All ELCO® motors are designed and manufactured
in compliance with the Low Voltage 2006/95/EC
and Electromagnetic Compatibility 2004/108/EC
Directives with reference to
EN 55014-1,
EN 61000-3-2,
EN 61000-3-3
as well as the Machinery Directive 2006/42/EC
and in accordance with the Standards CENELEC
EN 60335-1,
EN 60335-2-24,
EN 60335-2-80,
EN 60335-2-89,
EN 60529,
EN 60034-1.

AXIAL FANS CF
CFR MOTOR

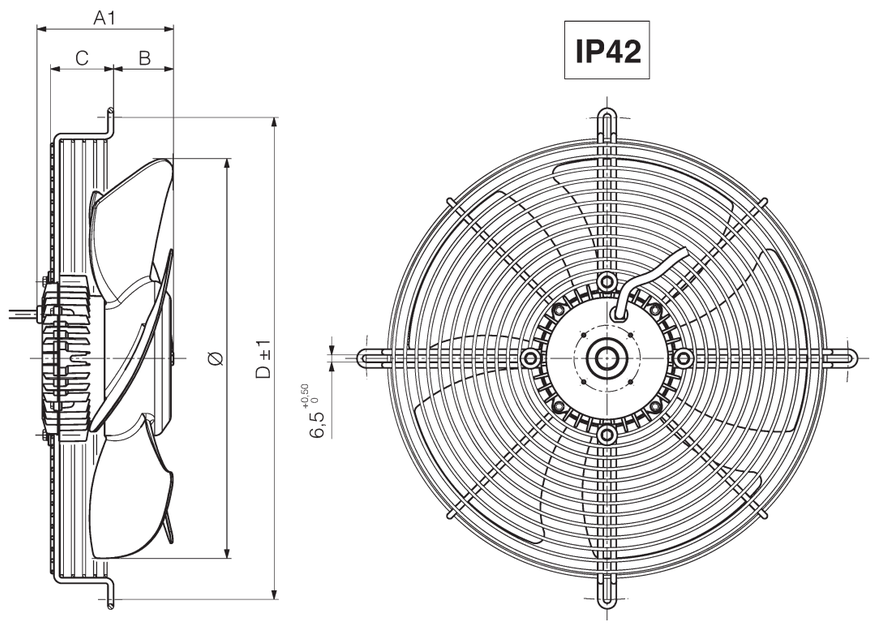

CFR Fan Motor Dimensions

Ø	Description	A1	A2	B	C	D
300 PL	3CFR 60-20-4-300-28-0	115	165	26	75	360
315 PL	3CFR 60-20-4-315-28-0	115	165	27	75	390
350 PL	3CFR 90-45-4-350-23	125	175	25	75	422
400 PL	3CFR 120-60-4-400-21	145	195	20	79	478

ELCO®

AXIAL FANS CF
CFR MOTOR

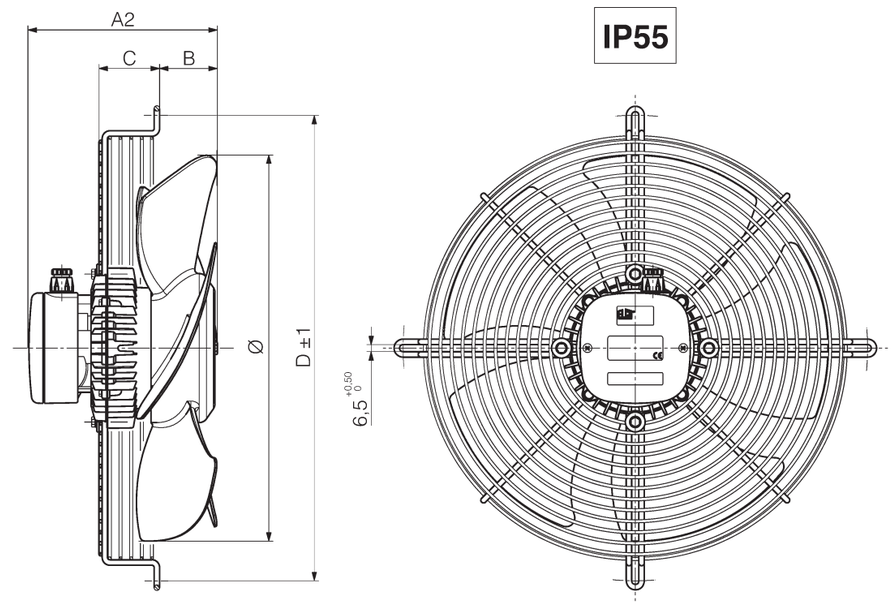

PERFORMANCE CURVES

3CFR 60-20-4-300-28-0

ErP Free

Fan Type:	**Ø 300x28°**
Fan Material:	Plastic
Motor Type:	**3CF**
Nominal Voltage:	230 V
Frequency:	50-60 Hz
Nominal Watts:	60
Range Power:	200-254 V
Capacitor:	2.5µF

Test: PCF - 110 Web: 451

Measurement Category - A -
Free Inlet - Free Outlet

Value @ max.efficiency *(50 Hz)*

Air Flow:	902 (m^3/h)
Static Pressure:	7.6 (mmH_2O)
Rpm:	1345 (min-1)
Power Input:	**112 (W)**
dB(A)_Lw@ o Pa	64.8
Overall efficiency (η):	16.7
Grade efficiency (N):	29.0

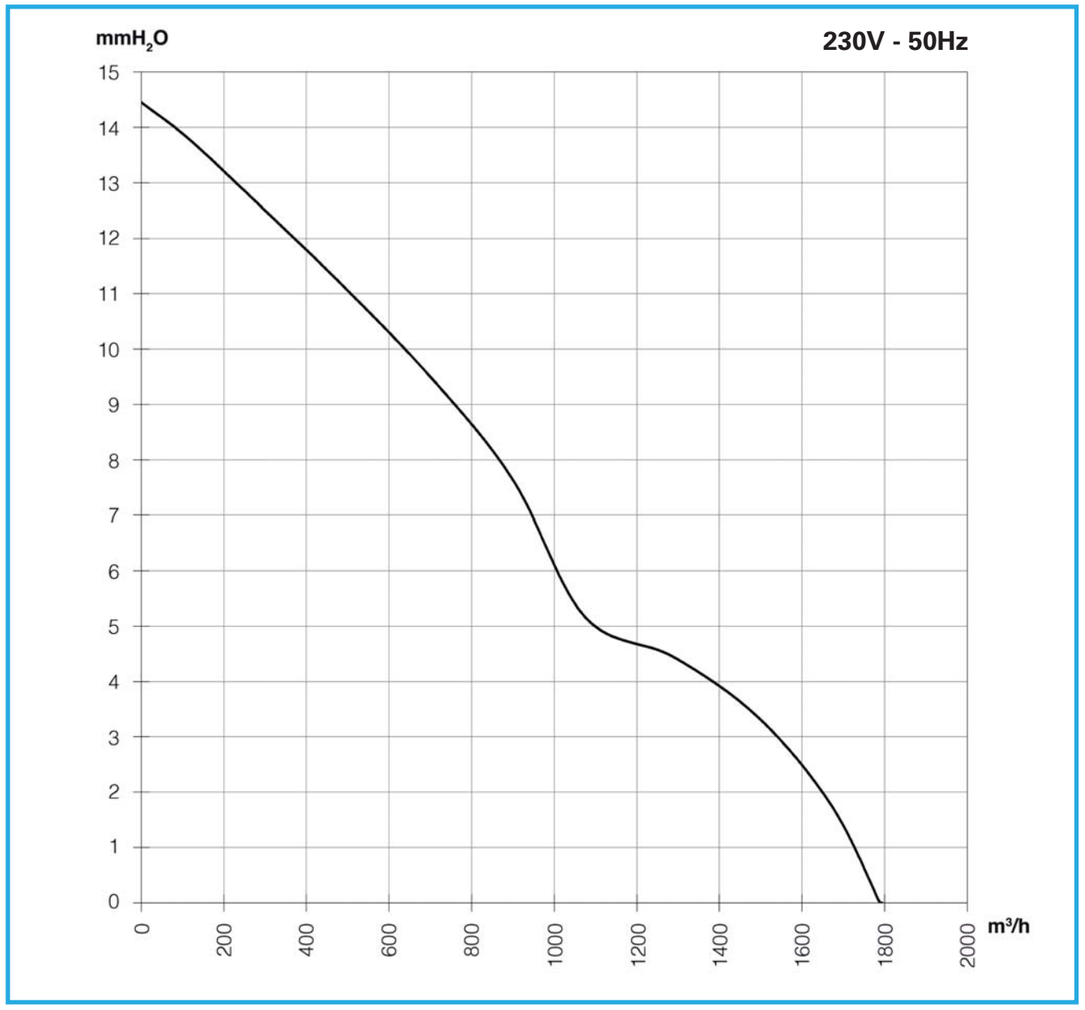

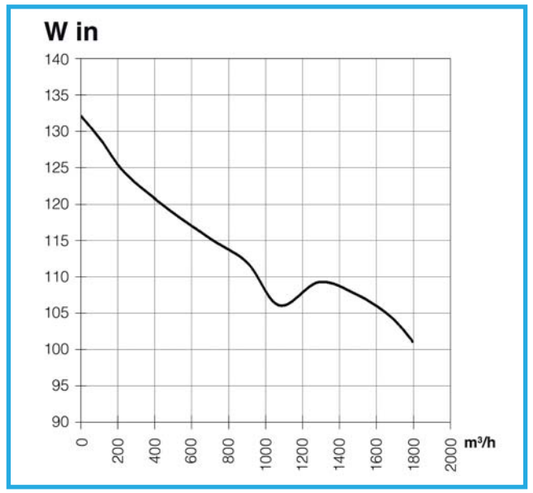

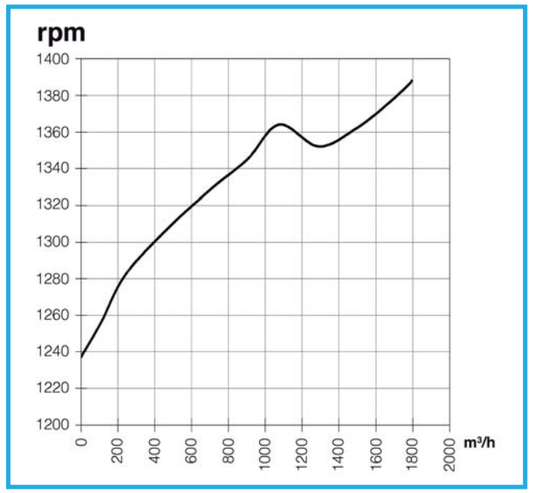

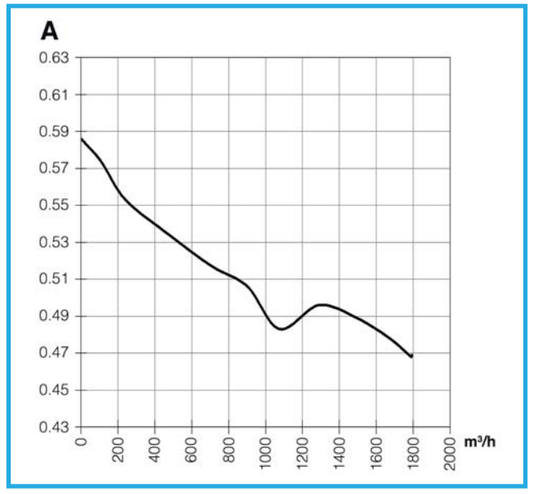

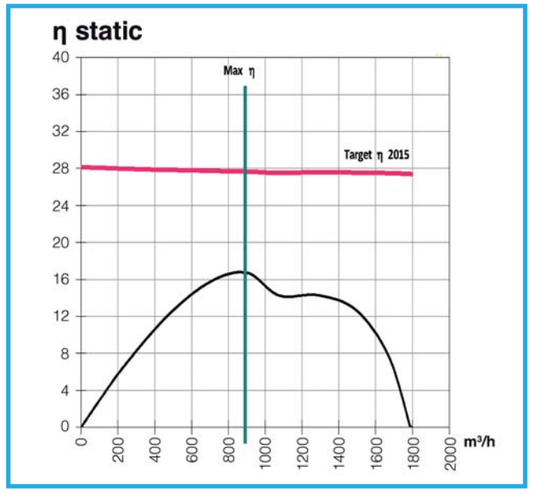

PERFORMANCE CURVES

3CFR 60-20-4-315-28-0

ErP Free

Fan Type:	**Ø 315x28°**
Fan Material:	Plastic
Motor Type:	**3CF**
Nominal Voltage:	230 V
Frequency:	50-60 Hz
Nominal Watts:	60
Range Power:	200-254 V
Capacitor:	2.5µF

Test: PCF - 29 Web: 458

Measurement Category - A -
Free Inlet - Free Outlet

Value @ max.efficiency	*(50 Hz)*
Air Flow:	1348 (m^3/h)
Static Pressure:	5.4 (mmH_2O)
Rpm:	1298 (min-1)
Power Input:	**119 (W)**
dB(A)_Lw@ o Pa	65.1
Overall efficiency (η):	16.5
Grade efficiency (N):	28.7

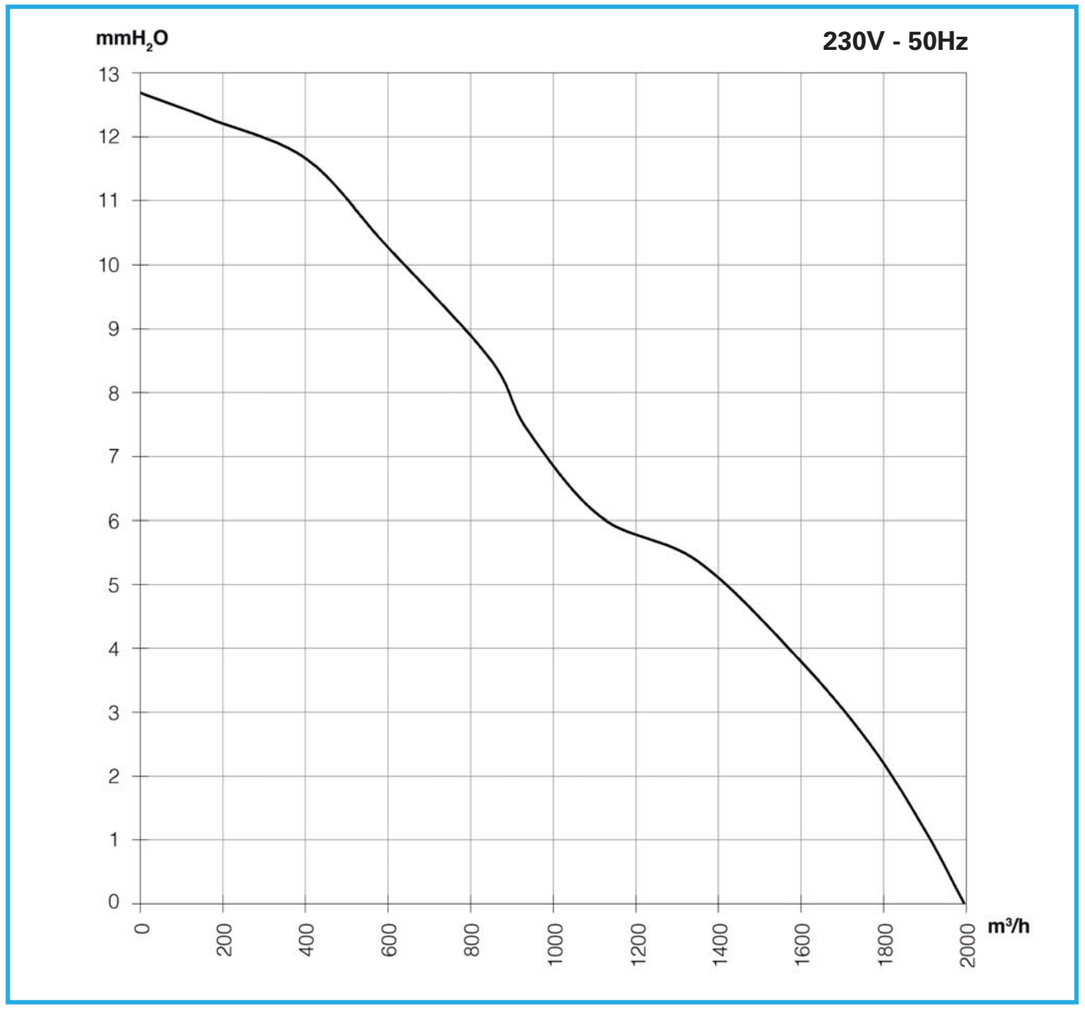

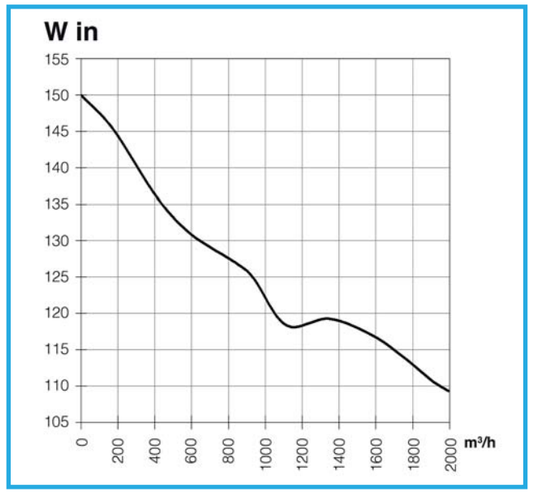

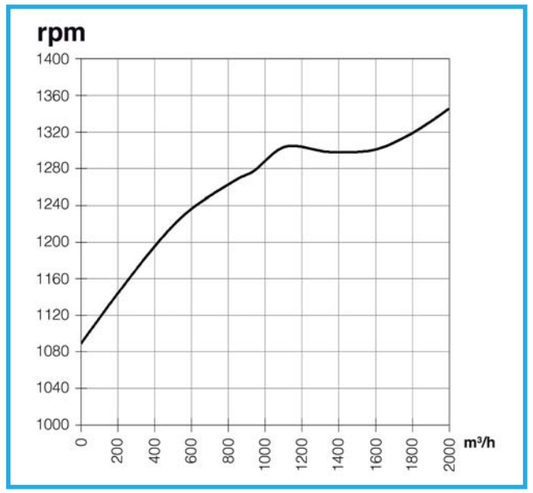

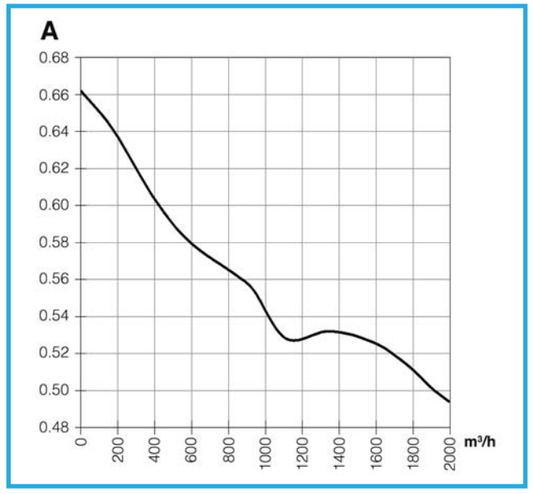

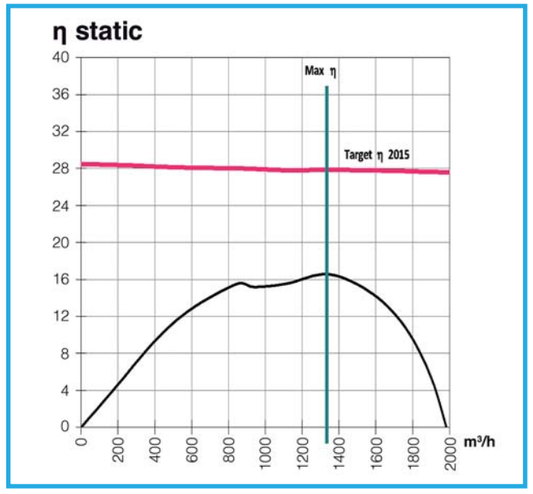

PERFORMANCE CURVES

3CFR 90-45-4-350-23

ErP Free

Fan Type:	**Ø 350x23°**
Fan Material:	Plastic
Motor Type:	**3CF**
Nominal Voltage:	230 V
Frequency:	50-60 Hz
Nominal Watts:	80
Range Power:	200-254 V
Capacitor:	6.3µF

Test: PCF - 471 Web: 407

Measurement Category - A -
Free Inlet - Free Outlet

Value @ max.efficiency *(50 Hz)*

Air Flow:	1726 (m^3/h)
Static Pressure:	6.5 (mmH_2O)
Rpm:	1321 (min-1)
Power Input:	**119 (W)**
dB(A)_Lw@ o Pa	67.7
Overall efficiency (η):	25.6
Grade efficiency (N):	37.8

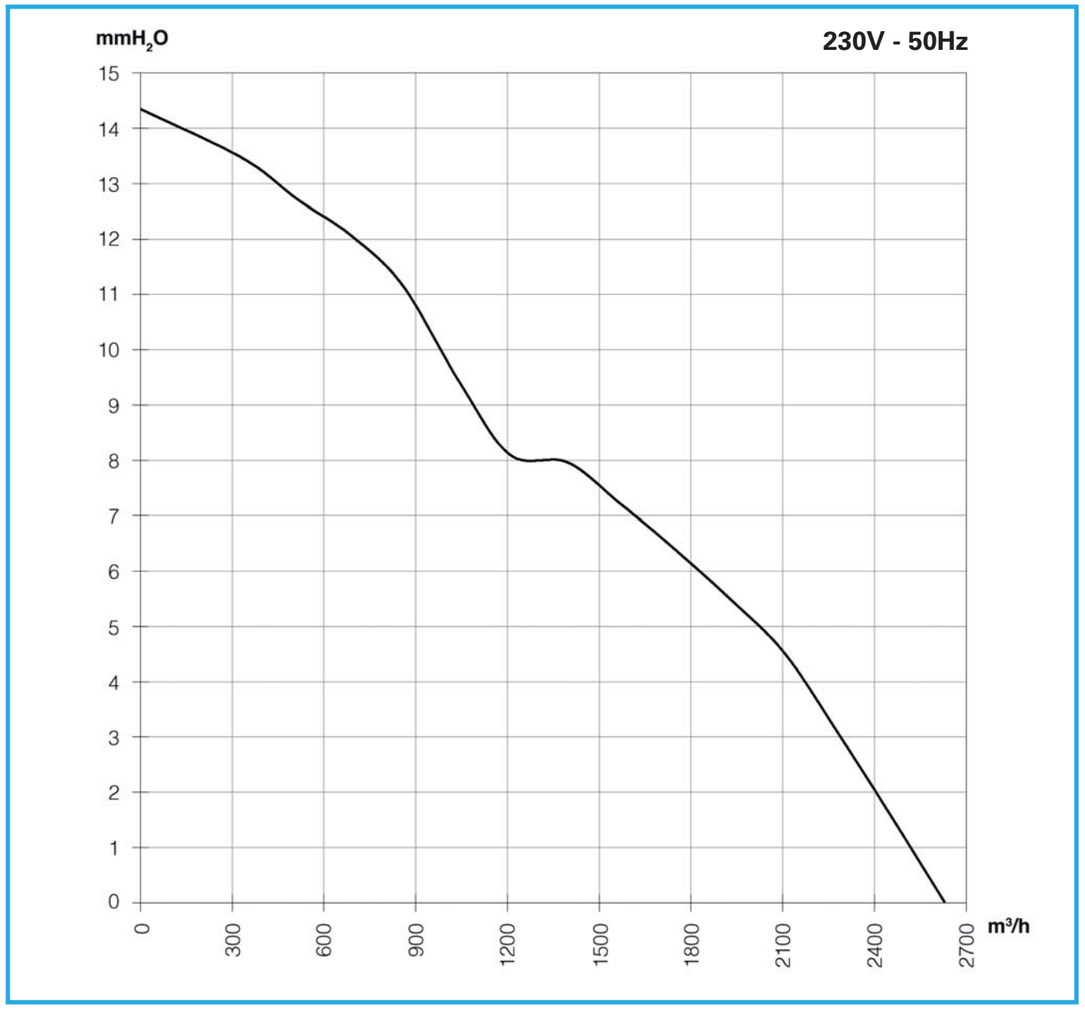

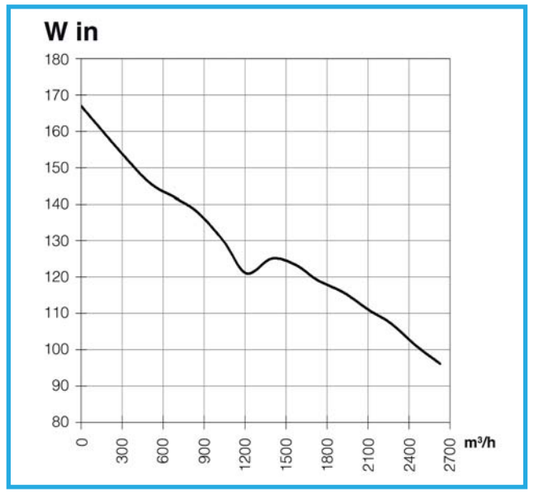

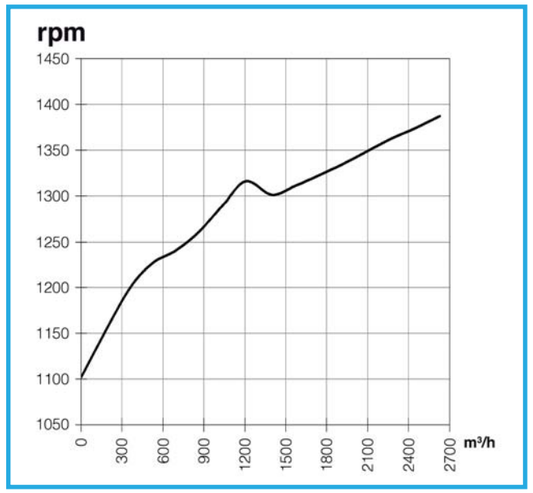

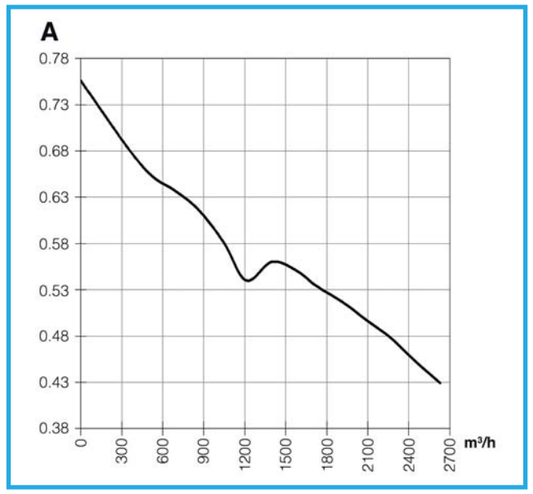

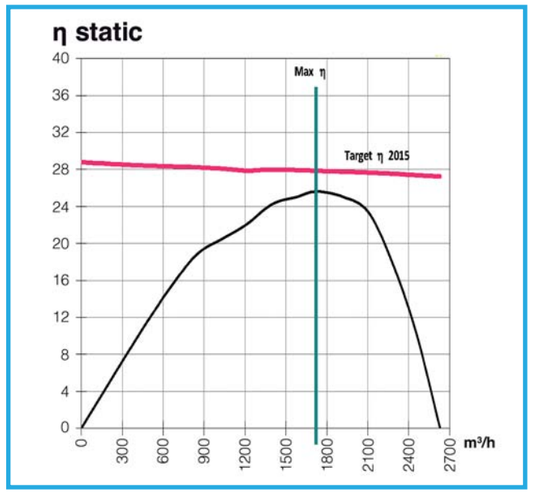

PERFORMANCE CURVES

3CFR 120-60-4-400-21

ErP 2015

Fan Type:	**Ø 400x21°**
Fan Material:	Plastic
Motor Type:	**3CF**
Nominal Voltage:	230 V
Frequency:	50 Hz
Nominal Watts:	120
Range Power:	200-254 V
Capacitor:	12.5µF

Test: PCF - 548 Web: 413

Measurement Category - A -
Free Inlet - Free Outlet

Value @ max.efficiency *(50 Hz)*

Air Flow:	2498 (m^3/h)
Static Pressure:	9.5 (mmH_2O)
Rpm:	1382 (min-1)
Power Input:	219 (W)
dB(A)_Lw@ o Pa	73.1
Overall efficiency (η):	29.6
Grade efficiency (N):	40.1

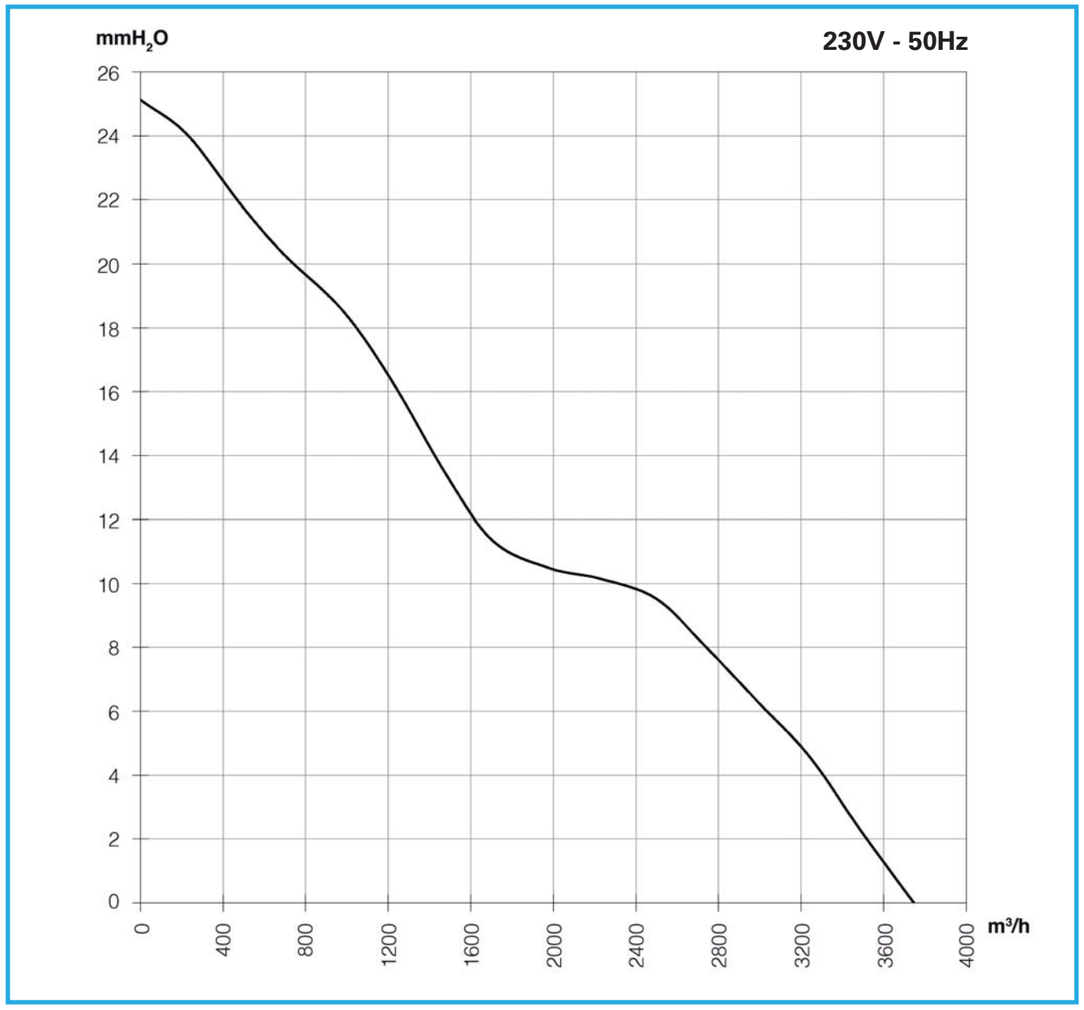

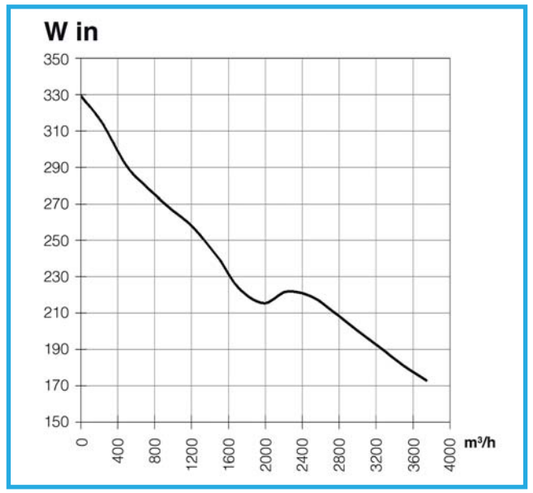

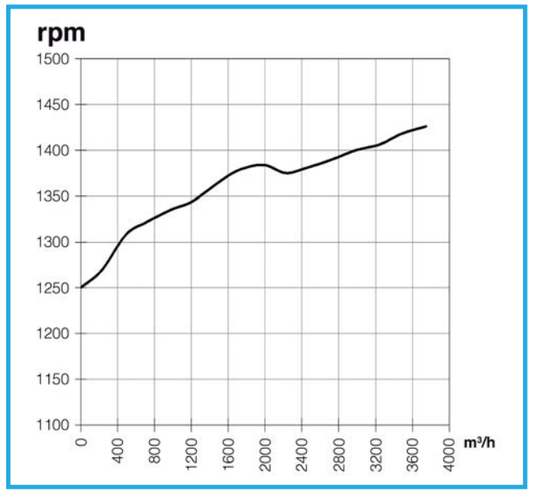

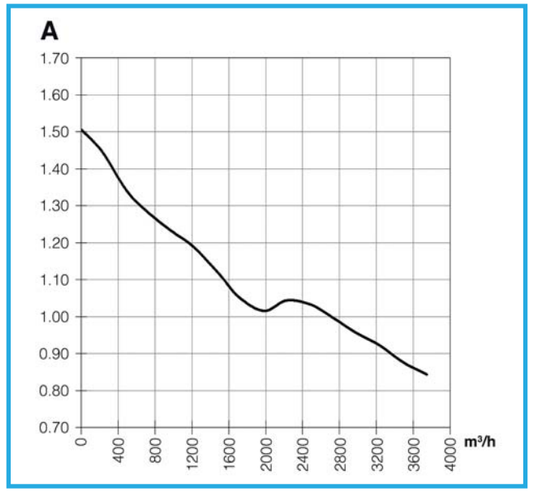

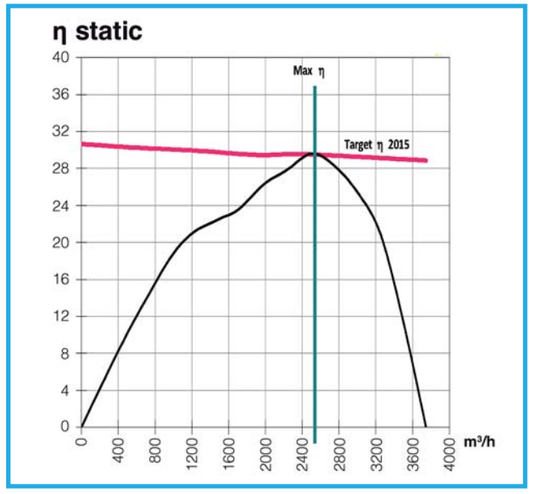

STANDARD PACKING

		SINGLE BOX				PALLET				
		Dimensions (*)			Weight kg	Dimensions			Box per Level	Total Boxes
		A	B	C		D	E	F max		
CFeR - CFR	**300**	370	370	210	4,0	1200	800	1200	6	30
	315	370	370	210	4,0	1200	800	1200	6	30
	350	405	405	230	4,5	1200	800	1300	6	30
	400	480	480	230	4,5	1200	1000	1300	4	24

(*) One only fan each box

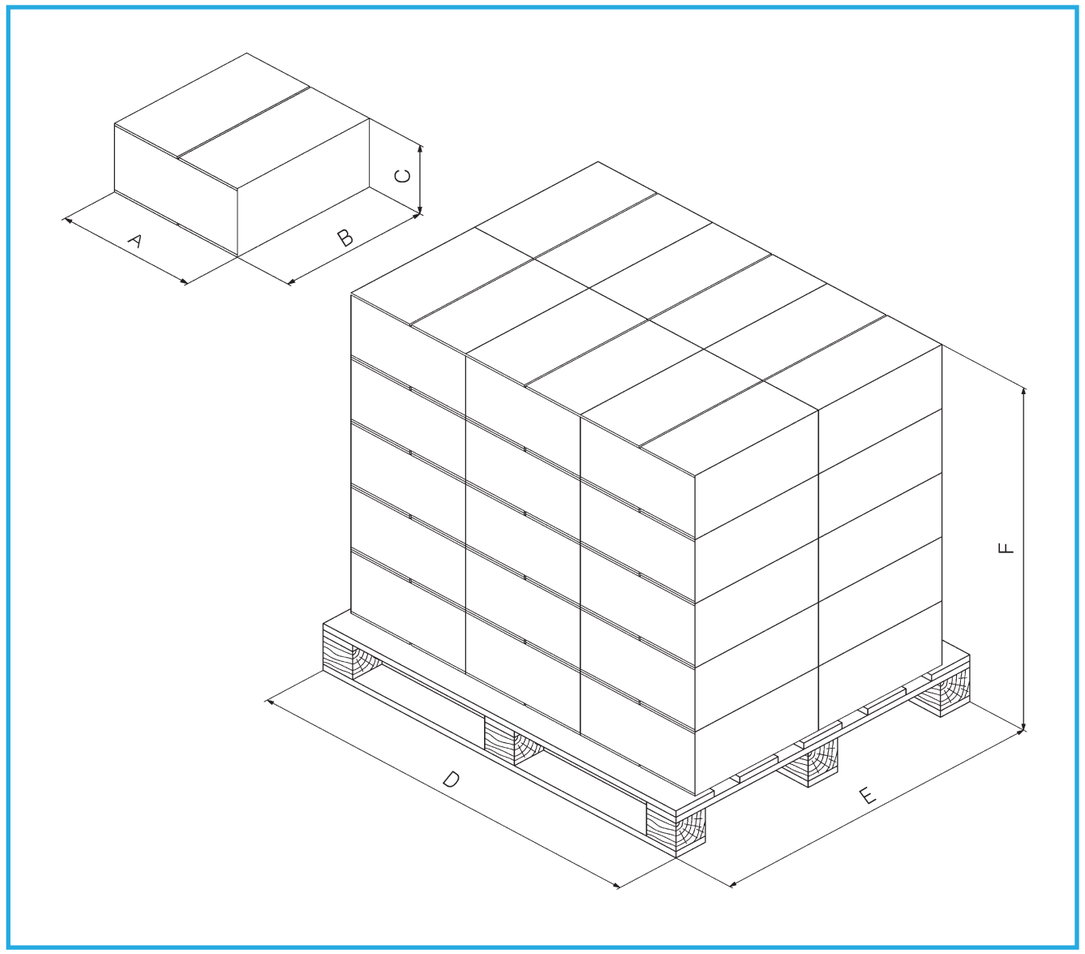

SOFTWARE DI SELEZIONE ONLINE

www.elco-spa.com

SELECTION SOFTWARE
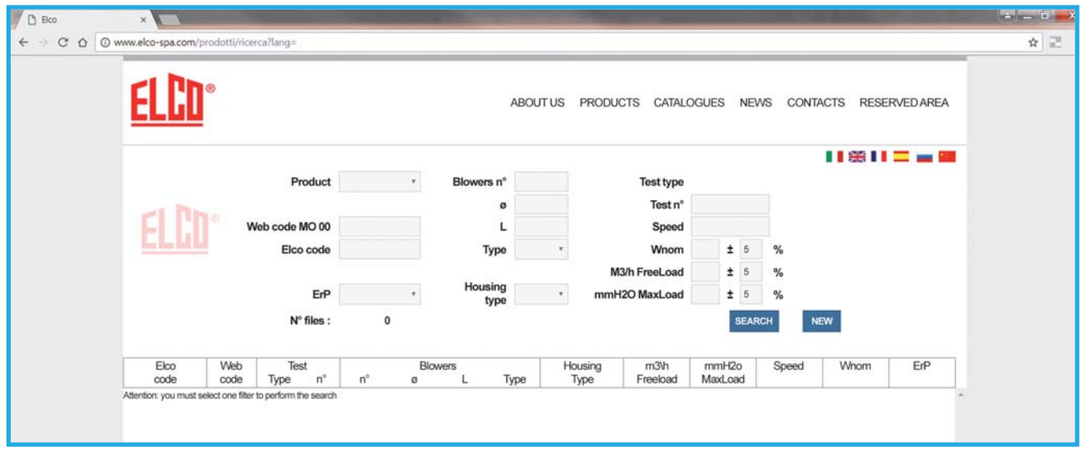
www.elco-spa.com