

02

BOLLARD

In addition to guard rail system, please check page 8
A completamento della linea guard rail, vedi pag. 8
Pour compléter la gamme guard rail, voir la page 8



Designed to protect access to gates or big doors from huge traffic or simply to mark restricted areas for pedestrians. Fully equipped with fixing accessories.

Ideato per proteggere l'accesso a cancelli o portoni dalla movimentazione di mezzi pesanti o semplicemente per impedire l'ingresso di pedoni. Provvisto di accessori di fissaggio.

Etudié pour protéger l'accès aux portes ou entrées de grand trafic ou simplement pour marquer les zones de passage piétons. Equipé avec les accessoires d'installation.



ROD



RE
EASY TO
REMOVE AND
TO REPLACE



GALVANISED STEEL

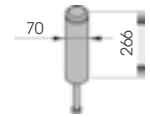
Fixing accessory available also in stainless steel



ROD PE 70 266 RE
Equipped with accessories
Drill \varnothing 38



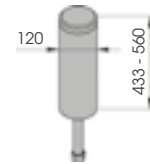
Packing
Colour **C**



ROD PE 120 433 RE
560 RE
Equipped with accessories
Drill \varnothing 56



Packing
Colour **M**



GRD

FAST
AND EASY
TO INSTALL



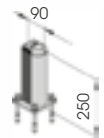
M12
GALVANISED STEEL



GRD 90 250
Equipped with accessories



Packing **unpacked on pallet**
Colour **B M**



**GRD 150 500
800
1188**
Equipped with accessories



Packing **unpacked on pallet**
Colour **B M**

