

04

COLD LINE

Specific solutions for the protection of areas at risk of impact, in environments with negative temperature. They are suitable to protect corners, entrances, gates, panels and cold rooms walls.

Soluzioni specifiche per la protezione di zone a rischio d'impatto in ambienti a temperatura negativa. Ideali per proteggere angoli sporgenti, accessi e portoni, pannelli e pareti di celle frigorifere.

Solutions spécifiques pour la protection des zones à risque de collision dans les environnements à température négative. Idéal pour protéger les angles, les entrées et les portes, les panneaux et les murs des chambres froides.

Soluciones específicas para proteger las zonas con riesgo de impacto en entornos de temperatura negativa. Son ideales para proteger esquinas, entradas y puertas, paneles y paredes de las cámaras frigoríficas.



RESISTANT
TO LOW
TEMPERATURES

FROSTEX
RESISTANT TO LOW TEMPERATURES



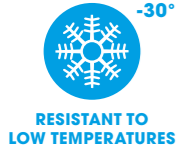
ROD 70



REMOVABLE
EASY TO REMOVE AND TO REPLACE



M20 GALVANISED STEEL



ROD 120



REMOVABLE
EASY TO REMOVE AND TO REPLACE



M30 GALVANISED STEEL

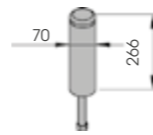


Fixing accessory available also in stainless steel



ROD 70 266

Packing Colour **M**
1 pz / box



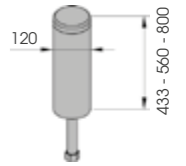
Drill Ø 38
Equipped with accessories

Fixing accessory available also in stainless steel



**ROD 120 433
560
800**

Packing Colour **M**
1 pz / bag



Drill Ø 56
Equipped with accessories



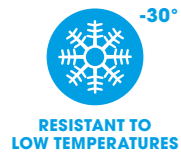
ROD FLOOR 70




QUICK INSTALLATION WITH EXPANSION SCREW



M16 GALVANISED STEEL

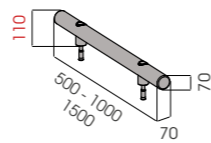


RESISTANT TO LOW TEMPERATURES



RF 70 500
1000
1500

Length 500 / 1000 / 1500 mm
Packing unpacked on pallet
Colour **M**

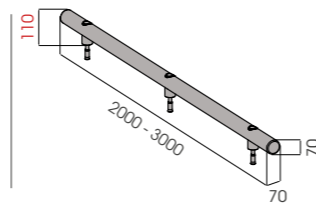


Equipped with accessories



RF 70 2000
3000

Length 2.000 / 3.000 mm
Packing unpacked on pallet
Colour **M**



Equipped with accessories



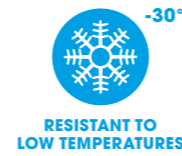
ROD FLOOR 120




HIGH RESISTANCE WITH RESIN



SF20 STAINLESS STEEL

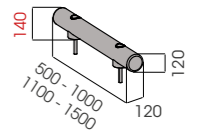


RESISTANT TO LOW TEMPERATURES



RF 120 500
1000
1100
1500

Length 500 / 1000 / 1100 / 1500 mm
Packing unpacked on pallet
Colour **M**

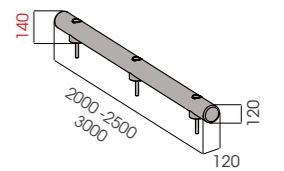


Equipped with accessories




RF 120 2000
2500
3000

Length 2.000 / 2.100 / 3.000 mm
Packing unpacked on pallet
Colour **M**



Equipped with accessories



ROD FLOOR 120 DOUBLE RACK END



SF20 x 450
STAINLESS STEEL



350

NOT SHARP EDGES

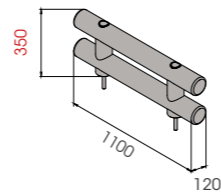


RESISTANT TO
LOW TEMPERATURES



RF 120 DOUBLE 1100

Length **1100 mm**
Packing **unpacked on pallet**
Colour **M**

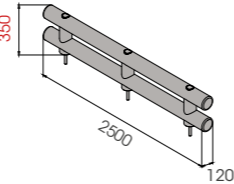


Equipped with accessories




RF 120 DOUBLE 2500

Length **2.500 mm**
Packing **unpacked on pallet**
Colour **M**




Equipped with accessories



ROD FLOOR 120 DOUBLE




SF20 x 450
STAINLESS STEEL



350

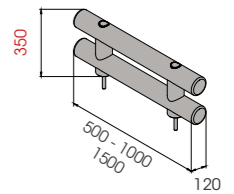


RESISTANT TO
LOW TEMPERATURES



RF 120 DOUBLE 500 1000 1500

Length **500 / 1000 / 1500 mm**
Packing **unpacked on pallet**
Colour **M**

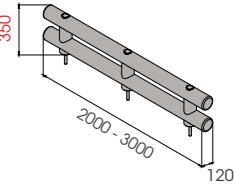


Equipped with accessories



RF 120 DOUBLE 2000 3000

Length **2.000 / 3.000 mm**
Packing **unpacked on pallet**
Colour **M**



Equipped with accessories

