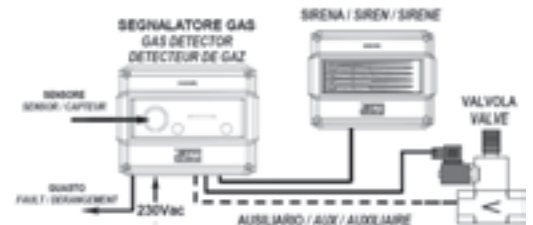




Central realized with microprocessor technology and printed circuits are SMD assembled. The sensor is integrated on the housing, to facilitate the installation.

- Display by the LED bar placed at the front of the device
- N° 3 relays for alarm and fault
- TEST function
- RESET function
- N° 1 AUX input for electrovalves with magnetic sensor
- N° 3 positive safety relay with alarm memory



CE IP44

Power supply: 230Vac 50-60Hz 12-24Vcc - Installation: Wall  
 Absorption: 3.5Va - 1.5W  
 Alarm level: 10% LIE - 20% LEL - Measuring range: 0÷20% LEL  
 Sensor: Catalytic

Type	Detected gas	Output	Capacity	Cylinder calibration	Sensor life	Storage time
SE126KM SE126KG	Methane LPG	N° 3 relays 24V/1A SPDT	230Vac 3A SPDT	B0200	5 years	5 years

Central unit for 1 remote sensor

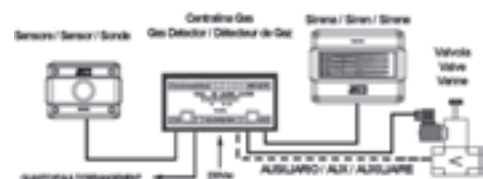
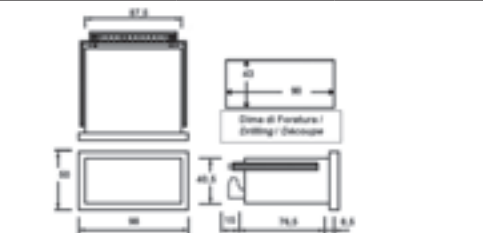


SE127K

Central realized with microprocessor technology and printed circuits are SMD assembled. External gas sensor to be installed in the conform place to detect gas, while the central unit is for recessed installation.

- Display by the LED bar placed at the front of the device
- N° 3 relays for alarm and fault

Type	Sensors	Output	Capacity	Sensors
SE127K	Methane LPG	N° 3 relays 230V 3A SPDT	230Vac 3A SPDT	SE 192KM SE 192KG SE 193KM SE 193KG



CE IP42

Power supply: 230Vac 50-60Hz 12-24Vcc - Installation: Wall  
 Absorption: 3.5VA  
 Alarm level: 10% LEL - 20% LEL - Measuring range: 0÷20% LEL  
 To be connected to a remote sensor  
 A led bar indicate the reached gas concentration  
 N° 3 safety positive relay with alarm memory